



WPD2-5-4200-1


2-Way, 0.005~4.2GHz

Features:

- * Small Size
- * Low Insertion Loss

Applications:

- * Amplifiers
- * Mixers
- * Antennas
- * Laboratory Test



Electrical

Frequency:	0.005~4.2GHz
Insertion Loss:	1dB typ.
VSWR:	2 typ.@0.005~2GHz 3 typ.@2~4.2GHz
Isolation:	20dB typ.@0.005~2GHz 14dB typ.@2~4.2GHz
Amplitude Balance:	±0.5dB
Phase Balance:	±4°
Impedance:	50Ω
Power @SUM Port:	1W max. as divider 1W max. as combiner

Mechanical

Connectors*1:	SMA Female N Female TNC Female SMP Male
---------------	--------------------------------------------------

[1] Female connectors can be replaced with male connectors on request.

Environmental

Operating Temperature:	-40~+85°C
Non-operating Temperature:	-55~+100°C

How To Order

WPD2-5-4200-1-X

X: Connector type

Connector naming rules:

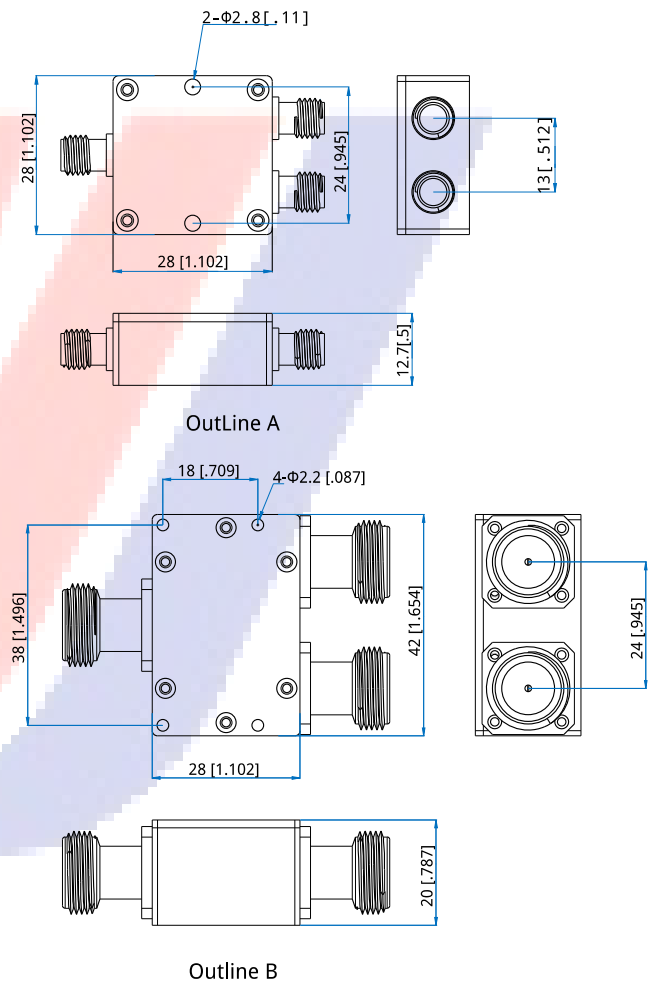
- S - SMA Female (Outline A)
- N - N Female (Outline B)
- T - TNC Female
- P - SMP Male

Examples:

To order a 2-way power divider, 0.005~4.2GHz, 1W, SMA female, specify WPD2-5-4200-1-S.

Customization is available upon request.

Outline Drawings

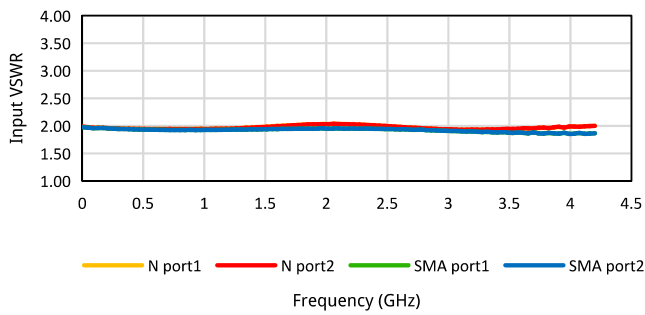


Unit: mm [in]
Tolerance: ±0.5mm [±0.02in]

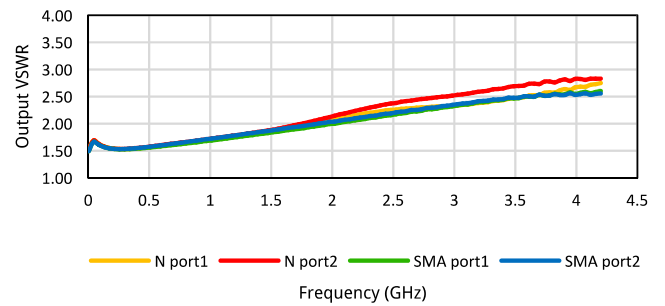


Typical Performance Curves

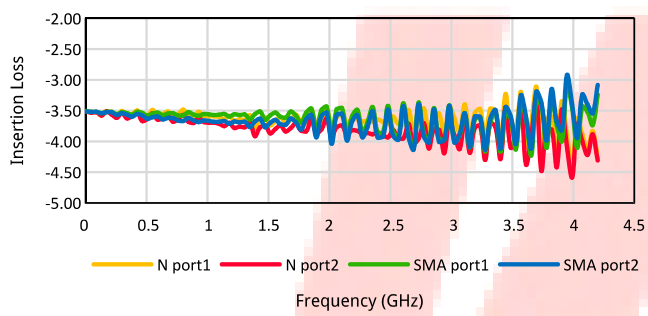
Input VSWR vs. Frequency



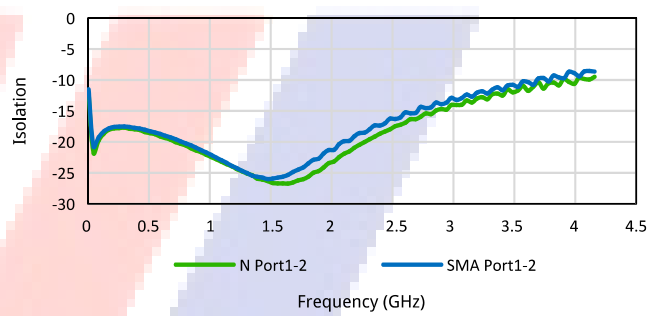
Output VSWR vs. Frequency



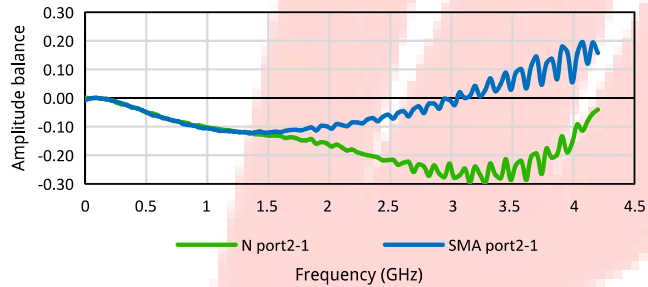
Insertion Loss vs. Frequency



Isolation vs. Frequency



Amplitude balance vs. Frequency



Phase balance vs. Frequency

