



WASU

SMA to SSMB

Features:
* Low VSWR

Applications:
* Wireless
* Transmitter
* Laboratory Test
* Radar



Electrical

Frequency: DC~6GHz
VSWR: 1.2 max.
Impedance: 50Ω

Mechanical

RF Connectors: SMA
SSMB
Mating Life Cycle: 500 cycles
Outer Conductor: Gold Plated Brass
Dielectric: PTFE
Inner Conductor: Gold Plated Beryllium Copper

Environmental

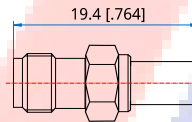
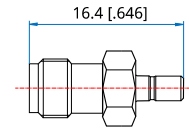
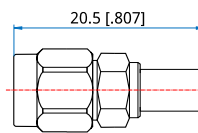
Temperature: -55~+165°C

How To Order

- WASU-MF** - SMA(m) to SSMB(f), Outline A
- WASU-FM** - SMA(f) to SSMB(m), Outline B
- WASU-FF** - SMA(f) to SSMB(f), Outline C

Customization is available upon request.

Outline Drawings



Outline A

Outline B

Outline C

Unit: mm [in]
Tolerance: ±0.2mm [±0.008in]